

10.

**WIRE
MESH
OVER
ELASTOMER.**



GENERAL INFORMATION

Euro Technologies offers wire mesh over elastomer with low compression requirements and low compression set.

It is available with a wide range of elastomer core materials and configurations, and a full selection of knitted mesh shielding covers.

Combined, they mean greater system design efficiency with the attenuation levels you require.

Customizations

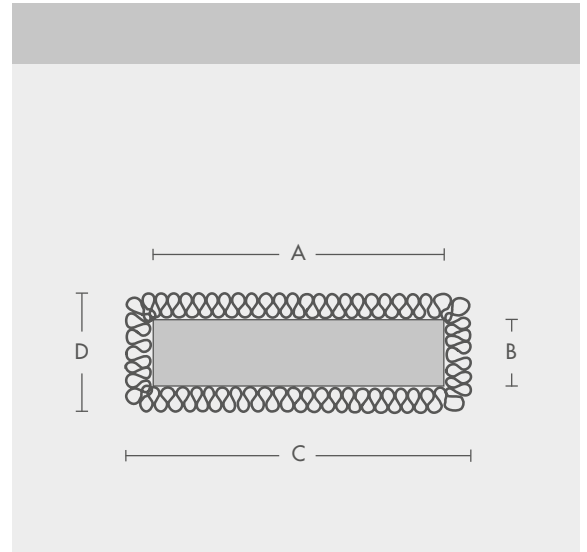


FEATURES AND BENEFITS

- High resiliency.
- Low compression force requirements.
- Groove or fin mounting.
- Mesh over Elastomer EMI gasketing is available in round or rectangular configurations, with hollow or solid core, in sponge elastomer or solid silicone.
- It is available: Monel; Stainless steel; or Tin-plated Copperclad steel, and is supplied on continuous reel.

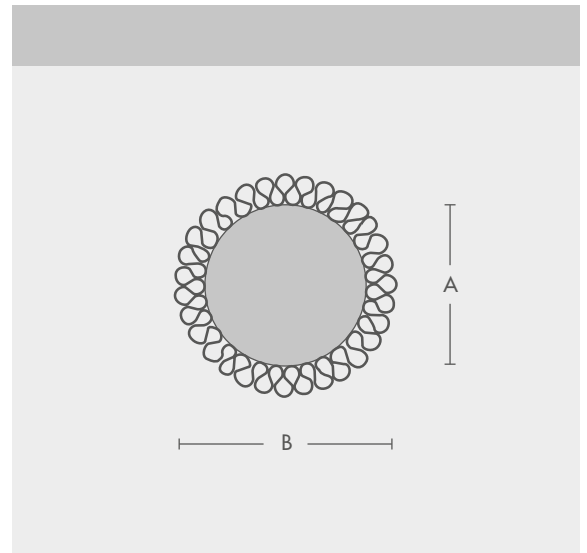
RECTANGULAR WITH SPONGE ELASTOMER

Code	A Elastomer Width (mm)	B Elastomer Height (mm)	C Total Width (mm)	D Total Height (mm)
MERE-xxx-xxx-001	4.8	4.8	5.7	5.7
MERE-xxx-xxx-002	6.4	6.4	7.2	7.2
MERE-xxx-xxx-003	9.5	9.5	10.3	10.3
MERE-xxx-xxx-004	12.7	7.9	13.7	8.9



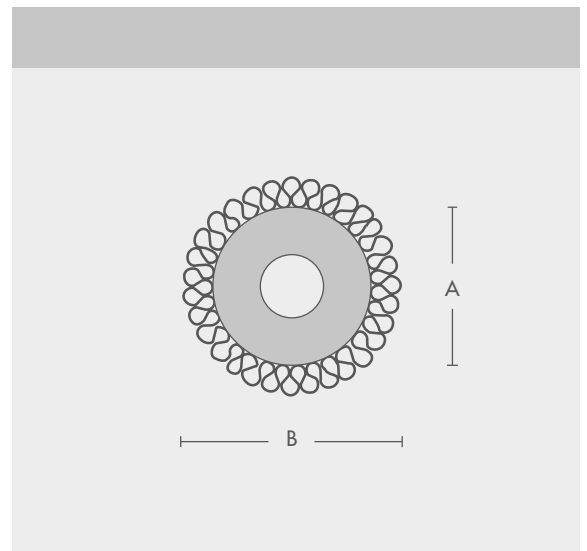
ROUND WITH SPONGE ELASTOMER

Code	A Elastomer Diameter (mm)	B Total Diameter Over Wire (mm)
MERO-xxx-xxx-001	3.2	4.1
MERO-xxx-xxx-002	6.4	7.2
MERO-xxx-xxx-003	7.9	8.8
MERO-xxx-xxx-004	12.7	13.6



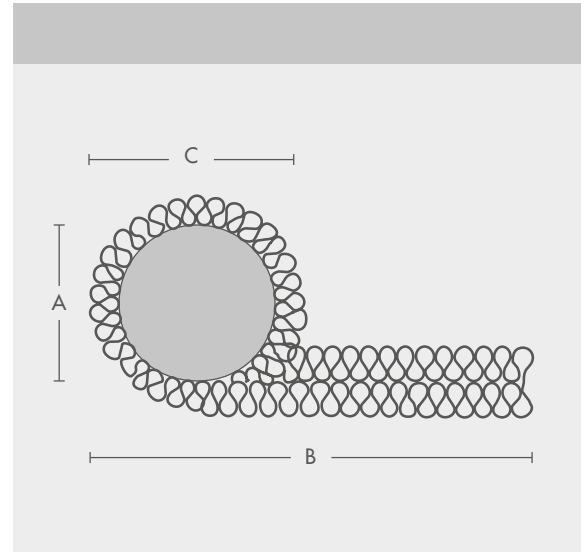
ROUND WITH SILICONE ELASTOMER TUBING

Code	A Tubing Diameter (mm)	B Total Diameter Over Wire (mm)
MERT-xxx-xxx-001	3.2	4.1
MERT-xxx-xxx-002	7.9	8.8
MERT-xxx-xxx-003	9.5	10.4
MERT-xxx-xxx-004	12.7	13.6



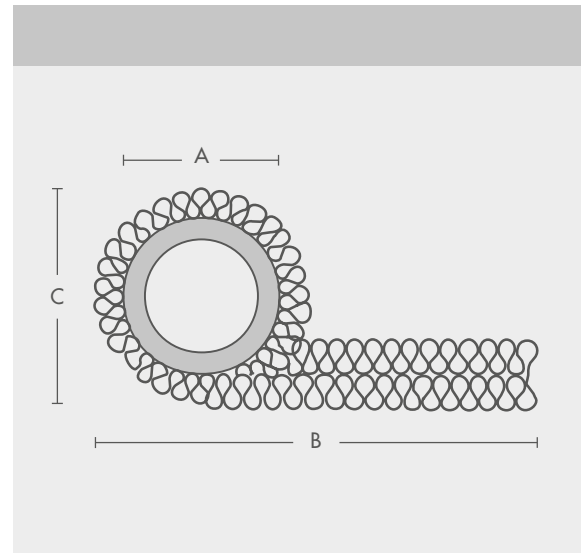
SINGLE FIN WITH SPONGE ELASTOMER

Code	A Elastomer Diameter (mm)	B Overall Width (mm)	C Total Height (mm)
MERF-xxx-xxx-001	3.2	12.7	4.1
MERF-xxx-xxx-002	4.8	15.9	5.7
MERF-xxx-xxx-003	6.4	19.1	7.2
MERF-xxx-xxx-004	12.7	25.4	13.6



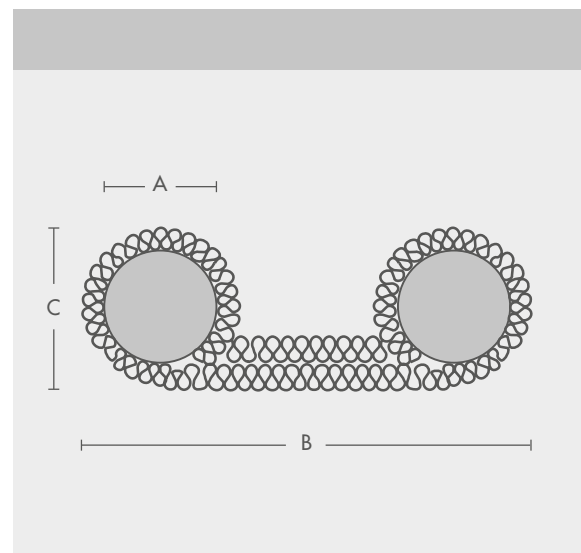
SINGLE FIN WITH SILICONE ELASTOMER TUBING

Code	A Tubing Diameter (mm)	B Overall Width (mm)	C Total Height Over wire (mm)
MERS-xxx-xxx-001	4.8	15.9	5.7
MERS-xxx-xxx-002	7.9	15.9	8.8
MERS-xxx-xxx-003	12.7	25.4	13.6



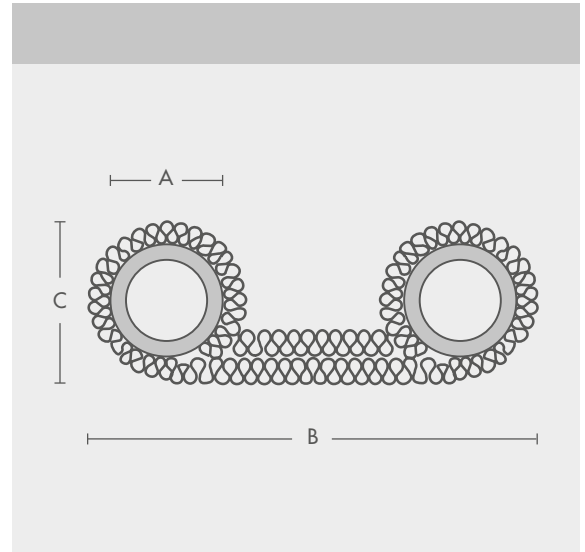
DOUBLE FIN WITH SPONGE ELASTOMER

Code	A Elastomer Diameter (mm)	B Overall Width (mm)	C Total Height Over wire (mm)
MEDR-xxx-xxx-001	3.2	19.1	4.1
MEDR-xxx-xxx-002	4.8	19.1	5.7
MEDR-xxx-xxx-003	12.7	33.3	13.6



DOUBLE FIN WITH SILICONE ELASTOMER TUBING

Code	A Tubing Diameter (mm)	B Overall Width (mm)	C Total Height Over wire (mm)
MEDT-xxx-xxx-001	3.2	12.7	4.1
MEDT-xxx-xxx-002	6.4	19.1	7.2
MEDT-xxx-xxx-003	9.5	28.5	10.4



OTHER DIMENSIONS ARE AVAILABLE ON REQUEST

SPECIFICATION MESH

MONEL:	Ø 0.114 mm	DIN 17743/17750
ALUMINIUM:	Ø 0.127 mm	AMS-4182, Alloy 5056
STAINLESS STEEL:	Ø 0.114 mm	DIN 17440
SCF:	Ø 0.114 mm	ASTM-B-520

SPECIFICATION ELASTOMER

SPONGE NEOPRENE

20 shore A (Hardness)
Temperature: - 31 °C to 100 °C
Color: Black

SPONGE SILICONE

20 shore A (Hardness)
Temperature: - 75 °C to 205 °C
Color: White

SOLID NEOPRENE

70 shore A (Hardness)
Temperature: - 54 °C to 100 °C
Color: Black

SOLID SILICONE

60 shore A (Hardness)
Temperature: - 62 °C to 260 °C
Color: White

MECHANICAL TOLERANCES

Knitted mesh all dimensions (mm)

- > 2.0 to 5.0 + 0.4 / 0.0
- > 5.0 to 10.0 + 0.5 / 0.3
- > 10.0 + 1.5 / 0.5

ORDERING INFORMATION

ME - **RO** - **MON** - **SSP** - **001**

ME

Product Family

RO

Shape: **RO** = Round / **RE** = Rectangular / **DR** = Double Round / **RF** = Round with Fin
RT = Round Tubing / **RS** = Round Tubing Strip / **DT** = Double Round Tubing

MON

MON = Monel / **ALU** = Aluminium / **SCF** = Tinned Copperclad Steel / **STS** = Stainless Steel

SSP

SSP = Silicone Sponge / **SSO** = Silicone Solid / **NSP** = Neoprene Sponge
NSO = Neoprene Solid / **SST** = Silicone Solid Tube / **NST** = Neoprene Solid Tube

001

0 = No Adhesive / **1** = Adhesive

ORDERING INFO

MEDT-xxx-xxx-003 Replace "xxx-xxx" with code info Table.